



BROWN & GAMMONS LTD

Tel: 01462 490049 Fax: 01462 491940

www.ukmgparts.com

sales@ukmgparts.com

LOWERING SPACER SET—REAR FITTING INSTRUCTIONS

CONTENTS:

TMG3750 Spacer Block
TMG3751 Long 'U' Bolt—Banjo Axle
TMG3752 Long 'U' Bolt—Tube Axle
GHF223 Nylock nuts, full 3/8" UNF

BANJO AXLE	TUBE AXLE
TMG30720	TMG30721

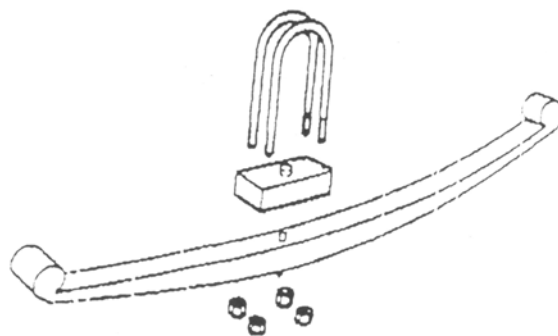
2	2
4	
	4
8	8

INSTRUCTIONS

The fitting of the spacer set is very easy, only requiring the car to be supported on stands with the wheels removed.

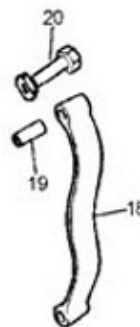
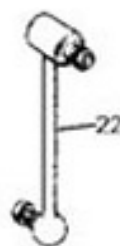
Now support the spring just forward of the axle unit and undo the standard nuts for the 'U' bolts. Replace the 'U' bolts with the new longer version and refit as below, checking the condition of the existing rubber insulator and replacing if required.

Fit the spacer in position, directly above the leaf spring, and reassemble by raising the leaf spring up to the axle height

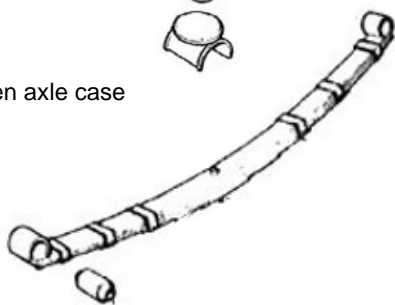


SPACER KIT AS SUPPLIED

Check retainer straps for wear



Fit spacer between axle case and spring



Check condition of rubber insulators